

THE DALEK


**BUILD
THE ICONIC
BBC**



MONSTER



**CREATING
NEW DALEKS!**



**STEP-BY-STEP
INSTRUCTIONS**

Published
weekly • £11.99
AUS • \$23.99



9 772977 557054

DALEK

ISSUE 74



**ADVENTURES IN TIME AND SPACE:
THE DALEK CHRONICLES**

3


The Daleks discover the location of Earth and launch their invasion!



**BEHIND THE SCENES:
CREATING THE NEW DALEK PARADIGM**

6

Discover how the Daleks were redesigned for *Victory of the Daleks*.



**STEP-BY-STEP BUILD:
PART 74**

8

Two side supports, several skirt fixings plus two side support top joints.

Reader Services

CUSTOMER SERVICE IN THE UK
AND REPUBLIC OF IRELAND

How to continue your collection:

Subscribe online at hachettepartworks.com/Dalek or contact the Customer Service team via hachettepartworks.com/contact

Customer service & back orders:

Please visit hachettepartworks.com/contact to get in touch.

UK call 0345 155 9277

ROI call (01) 9079762

(Calls are charged at your local rate from a landline)

Published by Hachette Partworks Ltd
4th Floor, Jordan House, 47 Brunswick Place, London N1 6EB

General Manager – Isabelle Couderc
Editorial Director – Helen Nally
Marketing Director – Elise Windmill
Production Director – Sema Sant Anna
Managing Editor – Sarah Gale
Distribution Manager – Paul Smith
Product Manager – Rhys Myner

Packaged by Panini Publishing, a division of Panini UK Limited.

Publishing Director Europe – Marco M. Lupoi
Managing Director – Chris Clover
Managing Editor – Alan O'Keefe
Senior Editor – Karen O'Brien
Editor – John Ainsworth
Designer – Barry Spiers
Features Writer – Stuart Ashley

Distributed in the UK and Republic of Ireland by Marketforce.

© 2026 Hachette Partworks Ltd

Printed in the UK.

ISSN 2977-5574

ALL RIGHTS RESERVED

The editor's policy is to use papers that are natural, renewable and recyclable products and made from wood grown in sustainable forests. The logging and manufacturing processes are expected to conform to the environmental regulations of the country of origin.

In the event of a significant increase in production and transport costs, the publisher reserves the right to modify its selling prices.

BBC, DOCTOR WHO, TARDIS and DALEK (word marks and devices) are trade marks of the British Broadcasting Corporation and are used under licence. BBC logo © BBC 1996. DOCTOR WHO logo © BBC 1973. Dalek image © BBC/Terry Nation 1963. Licensed by BBC Studios.

The device complies with Part 15 of the FCC Rules. Operation is subject to the following two conditions: (1) this device may not cause harmful interference, and (2) this device must accept any interference received, including interference that may cause undesired operation.

All parts belong to a kit. NOT SUITABLE FOR CHILDREN UNDER THE AGE OF 14. This product is not a toy and is not intended for use in play. Follow the instructions in the enclosed magazines carefully and keep the appropriate information in a safe place. The installation of the electrical and electronic parts must always be carried out by an adult. Requires batteries.


BBC



For our environmental policy in full please scan the QR code here.

hachette
PARTWORKS LTD

THE EMISSARIES OF JEVO




The Daleks are drawn in to a plan to eradicate the threat of deadly plants.

TV Century 21
Issues: 90-95

On the planet Jevro, the spaceship *Guardian* is prepared for launch. Commander Kirid is ordered to enter the Unknown Regions. Once in flight, the *Guardian*'s crew learns of their destination and threatens mutiny. "Do you know the danger of the Arides plant's flower?" Kirid asks them. "We know the pollen destroys all life." Kirid explains that if the gigantic plants shed their seeds, they will drift through space, destroying everything in their path.

The *Guardian* enters Skaro's orbit and is detected by the Daleks. The crew is identified as androids by the Daleks' sensors. The Dalek Emperor observes the alien vessel. "Do not destroy!" it



commands. "We will examine the intruder at close range." The *Guardian* is caught in an energy field generated by a Magnetrap and brought down to Skaro's surface.

Kirid's First Officer tells him that their weapons have been jammed. "Then we must talk our way out," Kirid calmly replies. The First Officer panics, angrily accusing Kirid of being mad. Kirid slaps him. The *Guardian* sets down in the Dalek city and Kirid is escorted to the Emperor. He explains the threat posed by the plants on Arides. The Emperor is unimpressed: "Daleks are not android, humans, or animals. Why should we prevent these plants achieving what we are dedicated to achieve?" The Emperor gives the order to destroy Kirid, but the captain talks quickly. "Kill me then, Daleks," he says, "at least I shall die quickly. You will all die slowly... in dreadful agony."


The Emperor demands an explanation. Kirid asks for a test chamber while he sets up his apparatus. They are soon gathered in a Dalek machine shop where Kirid presents them with a test gun. "It contains the dust of death, a spray made of the seeds of the Arides plants," he explains. He fires the gun at a sheet of the Daleks' strongest metal. The sheet is destroyed. The Emperor is convinced of the danger posed by the seeds and allows Kirid to resume his mission.

Once in space, the First Officer asks Kirid how he won the Daleks over. "We haven't any samples of the seeds!" he points out. Kirid explains that he used a disguised ultra gamma gun instead. The First Officer opens Kirid's attache case and discovers that the Daleks have stolen the weapon. "They'll know you tricked them now!"

Back on Skaro, the charade has been uncovered. When the Daleks attempt to examine the gun further, it explodes, killing a Dalek. The Emperor is furious at having been deceived. "I command that the android Kirid and his friends be destroyed!"

The *Guardian* enters Arides' atmosphere. Kirid and his crew begin spraying a defoliant on the huge plants, which begins to work instantly. They continue their mission, but a fleet of Dalek ships is detected, heading in their direction. "We could outdistance them if we fled now!" the First Officer says. Kirid stares at the approaching menace and says: "No! We seal off the plants first! That's an order."

The Emperor observes the *Guardian* on its flagship. "The androids are not even trying to escape!" it says. The spraying is completed, and the mutated plants are no longer a danger to the universe. The *Guardian* soars into the skies to do battle with the Dalek ships, but Kirid's vessel is greatly outnumbered and is blasted apart, with all lives lost. The Emperor watches the flaming remains of the *Guardian* hurtle downward towards Arides' surface, but no sense of triumph fills its mind. "The Daleks conquer," it thinks, "but have we really defeated the human spirit? The real test is yet to come..."



THE ROAD TO CONFLICT

Capturing a human starship, the Daleks discover a clue to the location of Earth.

TV Century 21
Issues: 96-104

The Earth ship *Starmaker* runs into a devastating meteorite storm. Captain Fleet struggles to keep his ship intact as the retro-rockets misfire and the anti-magnetic shield fades. The passengers on board panic. "Curse these meteorites! Where did they spring from?" Fleet wonders.

Elsewhere, the answer is revealed. The meteorite storm has been directed at the *Starmaker* deliberately by the Daleks. A single Dalek in a hoverbout observes the distressed ship and reports to Skaro. Fleet orders the ship to make landfall at the nearest planetoid so they can make repairs. They touch down on one of Skaro's many barren plains, unaware of the danger.

In the Dalek city, a Dalek asks the Emperor why the *Starmaker* has not already been destroyed. "They are enemies!" it says. "But where is their planet?" the Emperor replies. "Part of another universe hidden to us, due to skycurve. This blind spot must be removed!"

Captain Fleet looks at the desert with suspicious eyes and orders repairs to begin at once. "I'm not sure I trust this place," he says. As the work progresses, two children, Tom and Jennie,

leave the ship and play among the rocks. They are kidnapped by a Dalek and taken to the Dalek city. Fleet and his crew only discover them missing hours later. He orders "Plan H" to protect the ship, then has a search party sent out for the children, which he leads.

Tom and Jennie make a run for it and are fired at by Daleks. Tom leaps on a Dalek from behind, forcing its eyepiece skyward. It panics and fires, accidentally shooting another Dalek. The two children spend hours hiding near the landing bay where they first arrived. Peering out of a crate, they see that Captain Fleet has also been captured by the Daleks. "We'll never get off this planet without him," Tom comments.

Fleet is moved through the city and is given a chance to observe the formidable Dalek warships. "If these Daleks descended on Earth, we'd be in big trouble," he thinks. Tom knocks over some boxes and distracts the Dalek guards. Fleet and the two children dive beneath a heavy sliding door before it closes. The Daleks search the city but cannot find the humans.


Fleet, Tom, and Jennie find themselves in the Emperor's inner chamber. They overhear the Emperor ordering Dalexcavators to tunnel beneath the *Starmaker's* protective forcefield. "We've got to warn the ship in time!" Fleet whispers. They find the Daleks'



communications room and light a fire. The Daleks stationed there retreat. Fleet contacts his First Officer on the *Starmaker* but he is too late – the Dalek machines tunnel up through the ground beneath the ship's forcefield and attack. The First Officer is killed. Several Dalek saucers swoop down on the *Starmaker* and obliterate it.

Tom watches the destruction in horror. "My... my parents..." the boy whispers. Fleet looks at him. "Tom... we mustn't tell Jennie..." he says. Jennie reappears and they head for a landing bay. "Aren't we going back to our ship?" Jennie asks, unaware of the tragedy. Fleet grimly helps the children into a Dalek saucer and works out how to fly it. They head into space. "Now we can warn Earth about the Daleks!" Fleet says.


The Emperor observes the burning hulk of the *Starmaker*. A Dalek presents a scrap of burnt paper from it, bearing the words "Circle Andromeda – then N by NS to landfall Earth." It is the clue the Emperor has been searching for. He speaks to a gathering of Daleks: "The Daleks will go in search, and we shall conquer Earth!"



RETURN OF THE ELDERS



"our mission is one of salvation, not conquest."



Kaslan creates confusion in the minds of the Daleks, causing them to attack each other. The Emperor watches helplessly, as the rest of its fleet is blasted apart. Trent chases the Emperor into the rings of Saturn. One Dalek ship crashes into an asteroid. The Emperor's ship seems to dive into Saturn's atmosphere, where Trent believes it will burn up. "Pity! I wanted to blast them myself!" he says.

Intent on invading the Earth, the Daleks encounter a powerful new enemy.

Doctor Who Magazine
Issues: 249-254

The Dalek invasion fleet moves through the solar system, heading for Earth. They detect another fleet of unknown origin. "Their space vessels are not of metallic construction – they are organic!" a Dalek reports to the Emperor. The Daleks attack, but the aliens have scanned them with mental probes and launch a counterattack. The Emperor orders the aliens destroyed: "They must not have Earth!" But the Daleks are outmatched – the aliens' mind-scanning abilities allow them to anticipate the Daleks' tactics. Most of the Dalek ships are obliterated.

The Emperor's forces retreat to the moon called Titan, where they find a human mining operation. They wipe out one of its mining colonies. The Daleks head for the main base, which is run by Commander Trent. He and his second-in-command, Johnson, confront the Daleks. Johnson is apparently shot and killed, but a Dalek tells Trent that he is not dead. "You and your kind must fulfil a greater purpose before you are allowed to die!"

Trent, Johnson, and four other men are taken to the Emperor's flagship and given a rapid mental download of the Dalek warships' operating systems. With this knowledge implanted in their brains, they are dispatched in three Dalek ships to combat the alien fleet. "The Earthmen will strike first and draw their fire," the Emperor explains. "Then whilst their force screens are down, we will move in swiftly to destroy them!"

Trent and Johnson feel they have no choice but to defend Earth against the other aliens. Before they can fire, they receive a mental communication from a being called Kaslan. He tells them that he is one of the Elders, a race that seeded Earth with life millions of years ago. "Unlike the Daleks," he tells them,

However, the Emperor has survived, and its flagship heads back to Skaro. "We now have another opportunity to invade Earth," it declares, "and next time we shall not fail!"





CREATING THE NEW DALEK PARADIGM

The five new Daleks introduced in 2010's *Victory of the Daleks* were the boldest design change ever made in the history of the series. They were met with both praise and anger from avid fans, reviewers and the public alike...

"Right from the start, I wanted them to

be very colourful," writer Mark Gatiss [pictured above] explained. "The Dalek movies seem to cast a long shadow, but I think that's great. For me, as a kid, those two films were the only versions of the stories we ever had. I'm very fond of them. There's something so gorgeously impressive about them – those big, big bloody Daleks with their colourful liveries.

They kind of look like Minis; you feel like you could get in one and drive it around. So, I thought, let's go for it, and happily, everyone else thought the same."

"My heart skips a beat when I open a script and it says 'The Daleks', because you just know that it's going to be fun," commented Ed Thomas, *Doctor Who*'s production designer. He was thrilled to revisit the Daleks' look after overseeing their previous redesign in the first year of the new series. Thomas worked with concept artist Peter McKinstry, who spent several weeks creating new ways to depict the familiar design elements. The first thing he removed was the factory-manufactured look of the bronze Daleks. "All the screws and rivets, although they add detail, up close look very man-made," McKinstry explained. "It didn't make any sense in-universe. Why would the Daleks use 20th-century screws and rivets to manufacture their travel machines? My approach was to introduce clean lines, so the Dalek would now look like alien technology – beyond our own. I wanted it to appear that there were no shut lines or access panels visible, and this would make them look solid – impregnable! The creature inside





The new Daleks had a rear section for the storage of weapons and implements.

was sealed in completely, with no way to get in without using a huge amount of force. This was all to help them look more dangerous and imposing.”

McKinstry wanted to give the new Daleks a more formidable look: “I gave them razor-sharp edges on their surfaces – a slightly raised blade running vertically along each skirt slat. The circular collars around the head were also meant to be sharp, and blades were also added to the eyestalk, making it physically dangerous to grab. I suggested that the redesigned mid-section now extruded from the body to make the Dalek silhouette more muscular. The traditional plunger and

gun could [rotate] round to the back of the machine where a panel might open up to reveal a new appendage.”

The New Paradigm would be the tallest Daleks yet seen, standing at two metres. “Right from the get-go, in the early drafts, I described them as big buggers, bigger than we’ve ever seen them,” Mark Gatiss said. The bronze Daleks had been designed to have the same eyeline as actor Billie Piper, but with the arrival of the 5’11”-tall Karen Gillan as Amy Pond, the decision was made to increase their height.

Showrunner Steven Moffat agreed that it was time to re-imagine the Daleks, but was aware that changing a cultural icon was a delicate task. “You can go too far with that design. Ed [Thomas] tried a few different things that were a bigger departure, and you just go [*intake of breath*], ‘Oh, it’s not a Dalek now.’ There are certain cues you need. You need those strange baubles, you need that dome, you need the eyestalk, but it was time just to have a more noticeably different and more frightening Dalek.” One of Moffat’s suggestions was to alter the Dalek’s single eye in a disturbing new way. In his initial notes, he wrote, “Maybe inside the eyestalk we can see, held in grisly place, a REAL EYEBALL. Like the Dalek mutant has extruded itself up through the casing, and its REAL EYE sits at the end of the eyestalk. Not a lens this time, a quivering eye, a darting pupil. Bit horrid maybe. But Daleks ARE horrid, kids LIKE horrid.” While there was still an organic feel to the eye in

the finished design, its appearance was less extreme than Moffat’s original idea. “Steve wanted a real eyeball but that never happened,” Mark Gatiss recalled. “It was too scary, I think. Too icky. But we talked about it.”

The Daleks’ backs were given an added section that suggested new equipment and weapons were being stored inside it. While these were not depicted in *Victory of the Daleks*, there was the potential for their use in future stories. This new section altered the Daleks’ silhouette in profile, giving them a hunched-over appearance. “When I saw the designs, I loved them in every respect, apart from the hump,” Mark Gatiss said. “I said, ‘I think the hump is dodgy,’ because whatever has happened to the Daleks over the years, the fundamental pepper-pot design has not been altered. It works. It’s a design classic. What you’ve got now is... I think it’s pushed just a little too far. They look fat. From the side, it looks like they’re slouching. Maybe if the head were bigger, to be more in scale...?”

Every element of the Dalek design was altered in some fashion. The neck section changed from a mesh to something resembling a louvre screen, with vertical slits cut into the rings so the operator could see out. The cowl covering the eyestalk was removed, and the section holding the arm and gunstick now protruded from the base.

The colour and texture of the Daleks was also rethought. “I suggested that we give them a very metallic surface detail,” Peter McKinstry said. “I wanted them to actually look like they were made from Dalekanium.” However, Steven Moffat’s notes indicated a very different approach: “Lovely, shiny, Fruit Gum colours, all gleaming, like you want to lick them.”


Penny Howarth was *Doctor Who*’s chief prop builder in Upper Boat Studios at the time. With no pre-existing moulds to work from, every section of the New Paradigm Daleks had to be built from scratch. Howarth employed extra staff to meet the tight production schedule.

Ultimately, the New Paradigm Daleks did not go on to replace the more familiar design. However, they remain an intriguing side-step in the ongoing visual evolution of the world’s most famous science-fiction monsters.



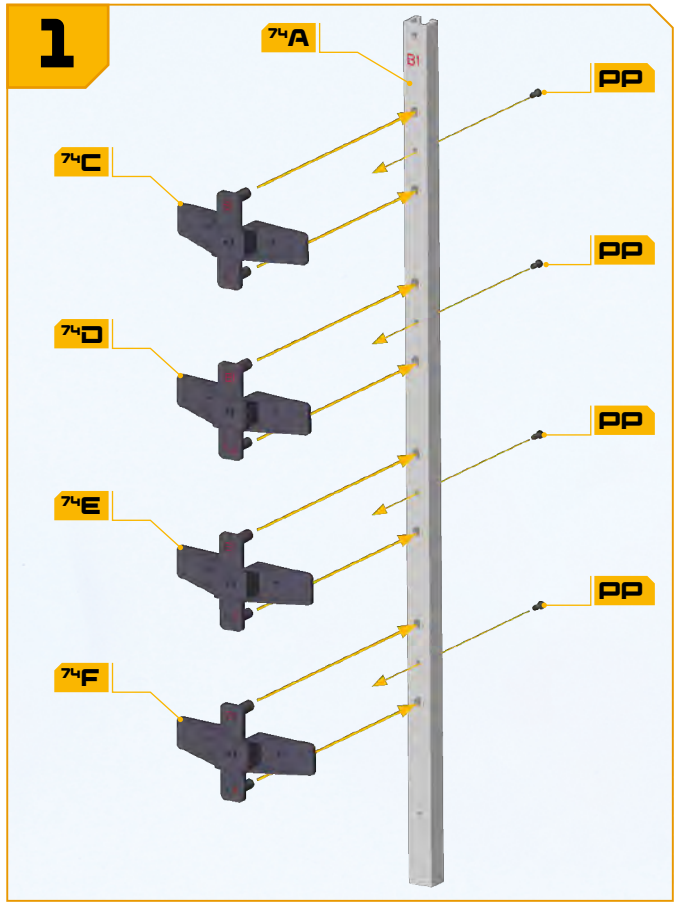
BASE SECTION

INTERNAL SUPPORT STRUCTURE

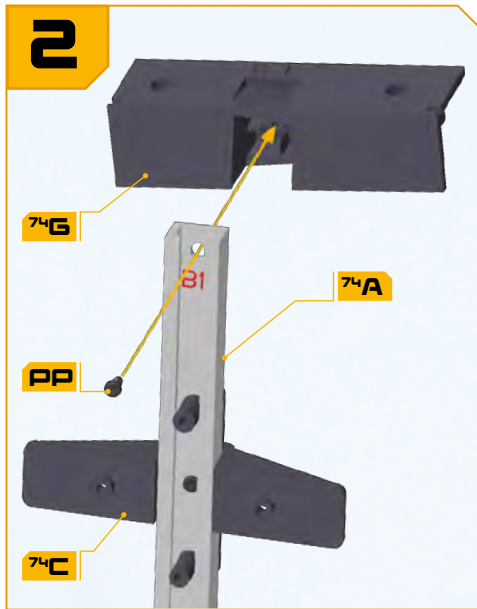


COMPONENTS OF ISSUE 74

- 74A** SIDE SUPPORT (labelled B1)
- 74B** SIDE SUPPORT (labelled B2)
- 74C** SKIRT FIXING PART (labelled B1/1-1)
- 74D** SKIRT FIXING PART (labelled B1/1-2)
- 74E** SKIRT FIXING PART (labelled B1/1-3)
- 74F** SKIRT FIXING PART (labelled B1/1-4)
- 74G** SIDE SUPPORT TOP JOINT (labelled B1)
- 74H** BOLTS (x 3, 1 spare)
- 74I** NUTS (x 3, 1 spare)
- 74J** SKIRT FIXING PART (labelled B2/2-1)
- 74K** SKIRT FIXING PART (labelled B2/2-2)
- 74L** SKIRT FIXING PART (labelled B2/2-3)
- 74M** SKIRT FIXING PART (labelled B2/2-4)
- 74N** SIDE SUPPORT TOP JOINT (labelled A2)
- PP** FIFTEEN 2.6 X 6MM PB SCREWS

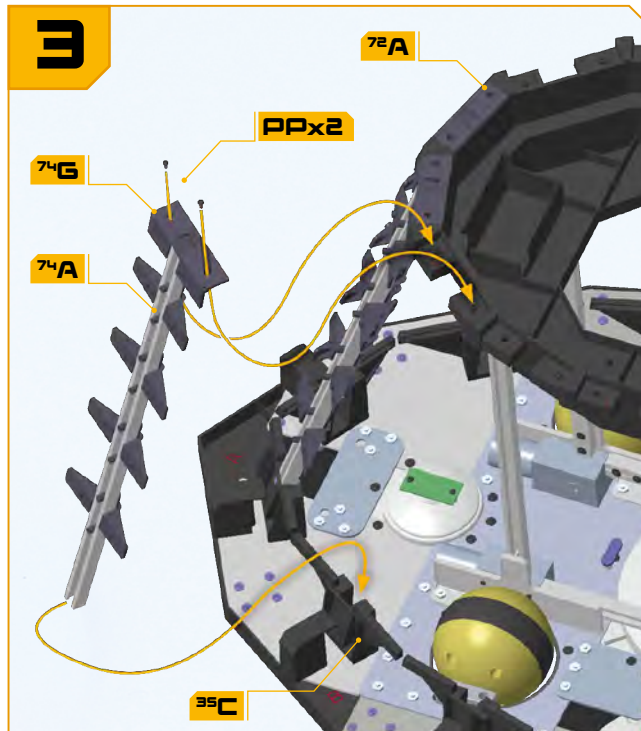


#74-01
 Take the side support **74A** (marked B1) and the four skirt fixing parts **74C**, **74D**, **74E** and **74F**. Position them as shown, so that raised screw holes on the skirt fixing parts fit into large holes in part **74A**. Note that the label B1 on part **74A** is at the top. Check the order and orientation of the parts carefully. Fix each fixing part in place from the back of the side support **74A** with a **PP** screw.




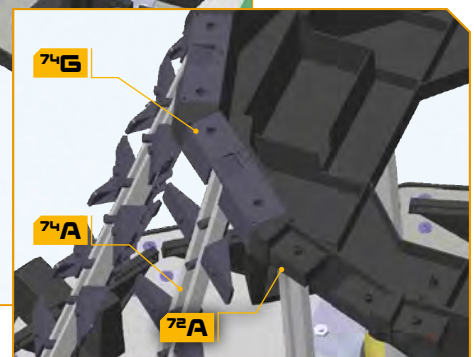

#74-02

Take the side support top joint (labelled B1) **74G** and fit the top of part **74A** into the recess so that screw holes are aligned. Note the orientation of the parts with the channel in part **74A** and the raised screw sockets in part **74C**, **74D**, **74E** and **74F** facing forwards. Fix in place with a **PP** screw.



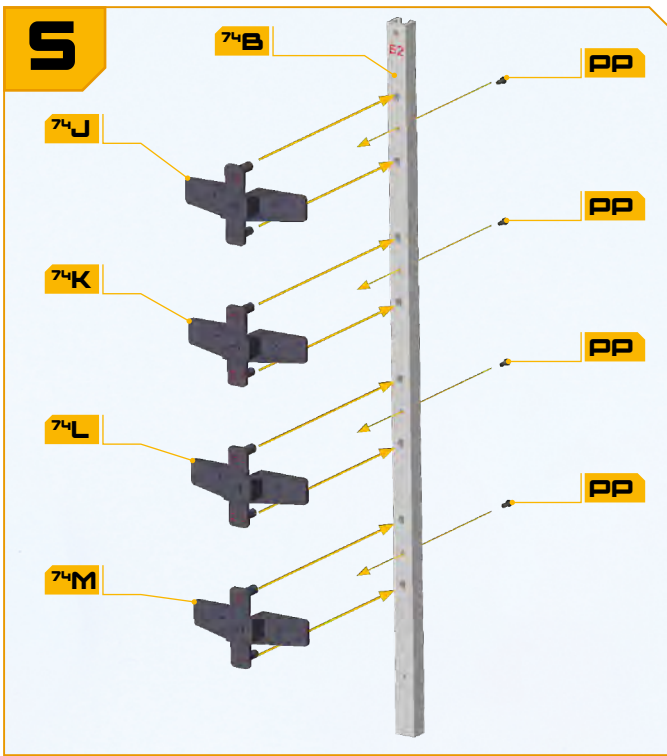
#74-03

Fit the base of the side support **74A** into the channel on the inner side of part **35C**. Fit the top joint **74G** into the corresponding shape in the side of the chest support **72A**. Fix in place with two **PP** screws. The insets show the ends of part **74A** in place. Note that there is a screw hole in part **35C** (circled, below).



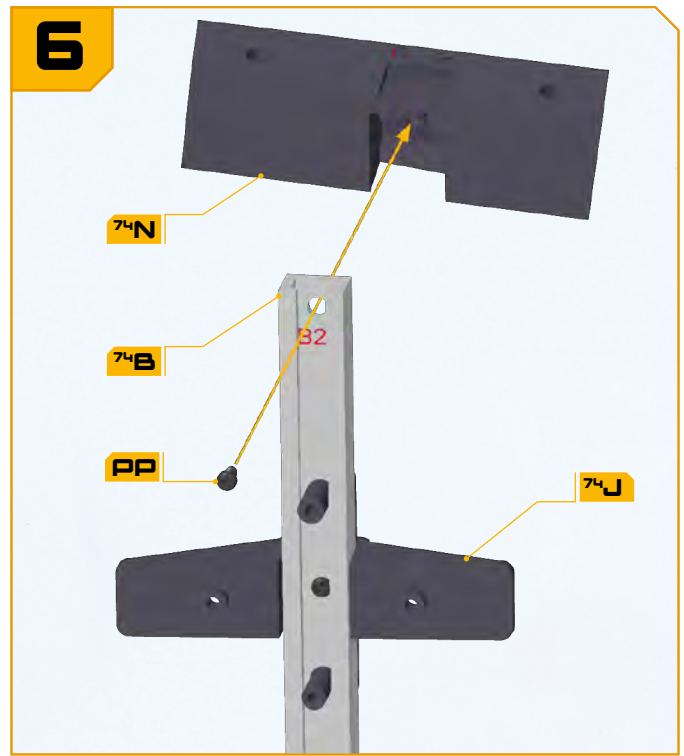
#74-04

Fit a bolt **74H** through the screw holes in parts **35C** and **74A** (red arrow). Fit a nut **74I** on the end of the bolt to hold it in place (gold arrow). Use the spanner **38F** to help tighten the nut if necessary.



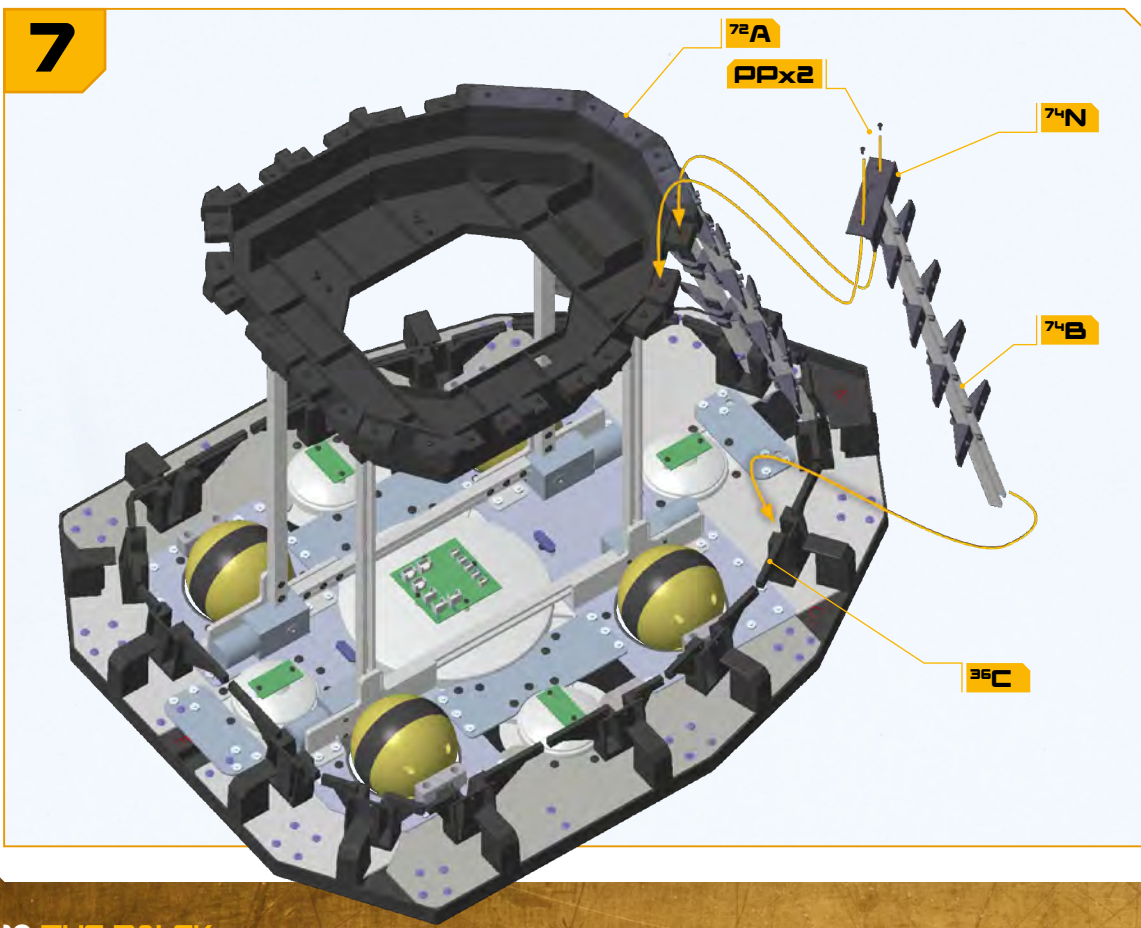
#74-05

Take the side support **74B** (marked B2) and the four skirt fixing parts **74J**, **74K**, **74L** and **74M**. Position them as shown, so that raised screw holes on the skirt fixing parts fit into large holes in part **74B**. Note that the label B2 on part **74B** is at the top. Check the order and orientation of the parts carefully. Fix each fixing part in place from the back of the side support **74B** with a **PP** screw.



#74-06

Take the side support top joint (labelled B2) **74N** and fit the top of part **74B** into the recess so that screw holes are aligned. Note the orientation of the parts with the channel in part **74B** and the raised screw sockets in parts **74J**, **74K**, **74L** and **74M** facing forwards. Fix in place with a **PP** screw.

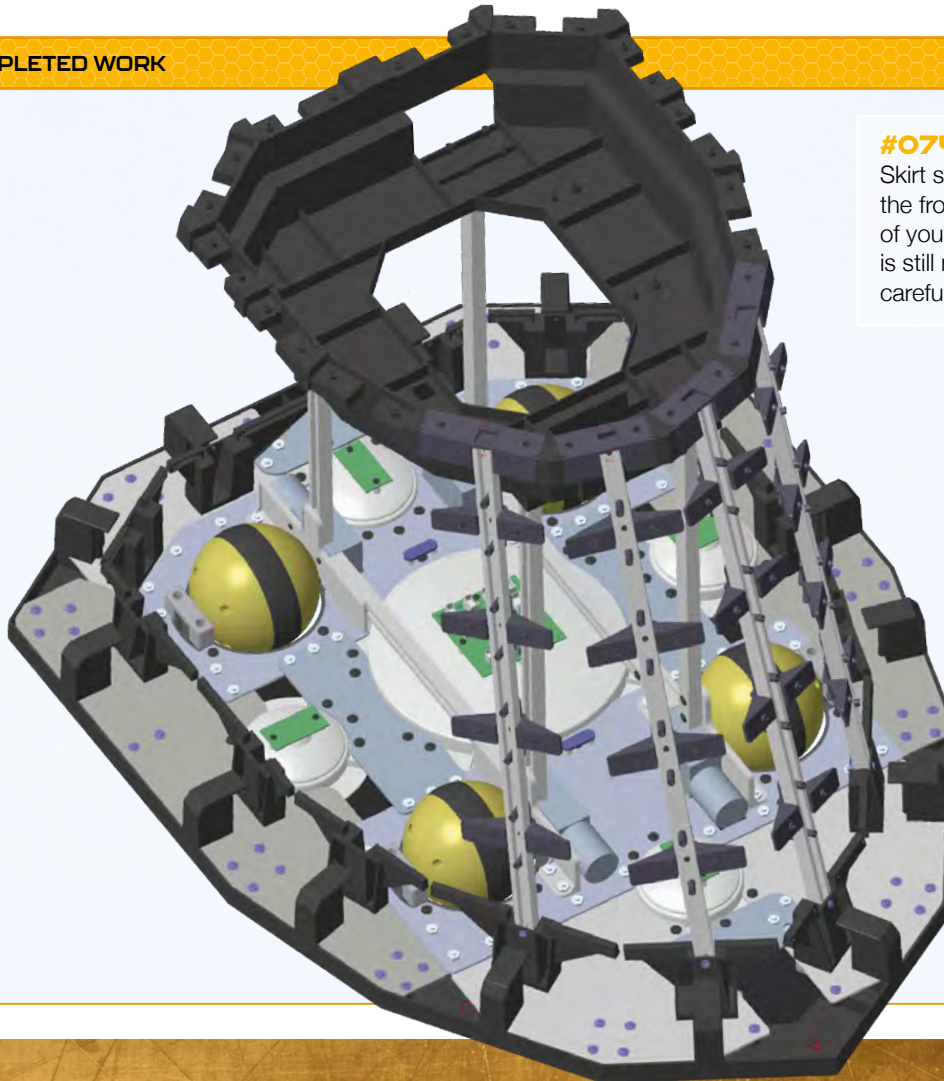


#74-07

Fit the base of the side support **74B** into the channel on the inner side of part **36C**. Fit the top joint **74N** into the corresponding shape in the side of the chest support **72A**, which is marked **B2**. Fix in place with two **PP** screws.

B**#74-08**

Fit a bolt **74H** through the screw holes in parts **36C** and **74B** (red arrow). Fit a nut **74I** on the end of the bolt to hold it in place (gold arrow). Use the spanner **38F** to help tighten the nut if necessary.

COMPLETED WORK**#074 COMPLETED WORK**

Skirt supports have been fitted at the front of each side of the base of your model. The chest support is still not fully attached, so be careful how you move the model.


THE DALEK



COMING IN
ISSUE 75

BUILD PART 75

Further side supports and the top joints, plus several additional skirt fixings and the nuts and bolts to secure them in place to continue the skirt section.



THE TIME VORTEX



Having been thwarted by the Doctor once more, and survived, Davros concocts a plan to create a new race of Daleks, loyal to him.

ADVENTURES IN TIME AND SPACE



The Doctor has the opportunity to kill Davros as a child, preventing the creation of the Daleks, in *The Magician's Apprentice*.

Every week at your newsagent! Visit hachettepartworks.com/Dalek